






NOWLEY

INSTRUCTION MANUAL 85527

<div style="display: flex; justify-content: space-around; align-items: center;"> <div style="text-align: center;"> <p>LIGHT (A key) —</p> <p>MODE (B key) —</p> </div>  <div style="text-align: center;"> <p>(D key) START</p> <p>(C key) RESET</p> </div> </div> <p>A. Features</p> <ul style="list-style-type: none"> ➢ 12 Digits LCD Display ,Display Hour ,Minute ,Second , Month ,Day and Week ➢ Daily Alarm and Chime hourly 	<ul style="list-style-type: none"> ➢ Snooze ➢ 12 / 24H format selectable, Auto Calendar ➢ 1/100 second Chronograph with split functions ➢ Fast advance for time and alarm time set. ➢ EL backlight <p>B. Operational Manual</p> <div style="display: flex; justify-content: center; align-items: center; gap: 10px;"> <div style="text-align: center;">  Real Time </div> <div style="text-align: center;"> <p>→ B Key</p>  Chronograph </div> <div style="text-align: center;"> <p>→ B Key</p>  Alarm </div> <div style="text-align: center;"> <p>→ B Key</p>  Time setting </div> </div>
----------------------------------------------------------------------------------------------------------------------------------------------------------------------------------------------------------------------------------------------------------------------------------------------------------------------------------------------------------------------------------------------------------------------------------------------------------------------------------------------------------------------------------------------------------------	------------------------------------------------------------------------------------------------------------------------------------------------------------------------------------------------------------------------------------------------------------------------------------------------------------------------------------------------------------------------------------------------------------------------------------------------------------------------------------------------------------------------------------------------------------------------------------------------------------------------------------------------------------------------------------------------------------------------------------------------------------------------------------------------------------------------------------------------------------------------------------------------------------------------------------------------------------------------------------------------------------------------------------------------

1

2

<p>1. At any state ,press A key EL backlight for 3s .</p> <p>2. Real Time</p> <p>3. Chronograph</p> <ul style="list-style-type: none"> ➢ The display range of the Chronograph is 23hour,59 minutes,59.99seconds ➢ Press D key to Start/Stop running ; ➢ When stop ,press C key to zero . ➢ When running ,press C key to split count. 	<ul style="list-style-type: none"> ➢ Then press D key to exit split count ,and stop counting ; press C key to display all counts ,press C key again to zero ; ➢ When running ,press B key to return to Real Time Mode , and it running at back . <p>4. Daily Alarm</p> <ul style="list-style-type: none"> ➢ Turn On / Off Alarm and Chime ➢ Press D key to turn on/off Alarm ("AL") or Chime ("CH") ➢ Alarm setting : Press C key to select "Hour " or "Minute " setting, Press D key to adjust the flashing item, Press C key
--------------------------------------------------------------------------------------------------------------------------------------------------------------------------------------------------------------------------------------------------------------------------------------------------------------------------------------------------------------------------------	---------------------------------------------------------------------------------------------------------------------------------------------------------------------------------------------------------------------------------------------------------------------------------------------------------------------------------------------------------------------------------------------------------------------------------------------------------------------------------------------------------------------------------------------------------------------------------------------------

3

4

<p>to confirm, Press B key to return to Real Time mode.</p> <p>➢ Alarm Snooze ON/OFF</p> <p>At Alarm sounding state ,press C key or D key to stop sounding ,and press B key to ON/OFF snooze function . When Snooze function be ON ,it will sound five minutes later , and auto stop after sounding for 20 Second.</p> <p>5. Time Setting</p> <ul style="list-style-type: none"> ➢ "Second " flashing when loading ,press D key to zero ; ➢ Press C key to select item as following sequence : 	<p>Hour → Minute → Month → Day → Day of Week → Second</p> <ul style="list-style-type: none"> ➢ When setting "Hour " , "H" display for 2 4 H format ; "A" or "P" for 1 2H format . ➢ Press D key to adjust the flashing item. ➢ Press D key while the seconds are in the range of 30 to 59 resets them to 00 and adds 1 to the minutes . In the range of 00 to 29 ,the minutes are unchanged. <p>C. Specifications</p>
--------------------------------------------------------------------------------------------------------------------------------------------------------------------------------------------------------------------------------------------------------------------------------------------------------------------------------------------------------------------------------------------------------------------------------------------------------------------------------------------------------------------------------	-------------------------------------------------------------------------------------------------------------------------------------------------------------------------------------------------------------------------------------------------------------------------------------------------------------------------------------------------------------------------------------------------------------------------------------------------------------------------------

5

6

<ul style="list-style-type: none"> ➢ Module Size : Φ33mm ➢ Module Thickness : 8.15mm ➢ Operational Temperature Range : -10℃~+60℃ ➢ Operational Voltage : 3.0V ➢ Accuracy : ±90sec/month ➢ Battery Code : CR2016 ➢ Current Consumption for Digit : ≤3.5u A(T=25℃) ➢ Alarm Current : ≤2.5 mA ➢ EL Current : ≤12 mA ➢ Battery life : 16 month(Japan Lithium) <p><small>2 backlight operation (6 seconds) per day 20 seconds of alarm operation per day</small></p>	
---------------------------------------------------------------------------------------------------------------------------------------------------------------------------------------------------------------------------------------------------------------------------------------------------------------------------------------------------------------------------------------------------------------------------------------------------------------------------------------------------------------------------------------------------------------------	--

7

8