


NOWLEY

INSTRUCTION MANUAL 86027

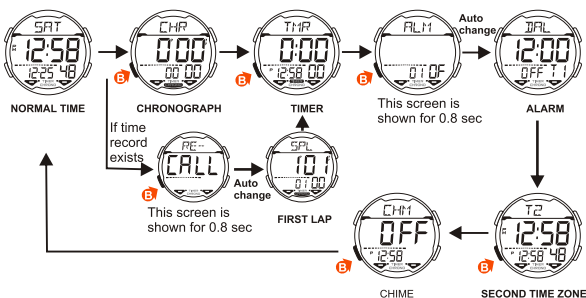
REGULAR DISPLAY AND BUTTON OPERATION

E-01



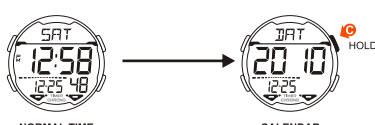
HOW TO CHANGE THE DISPLAY MODE

E-02



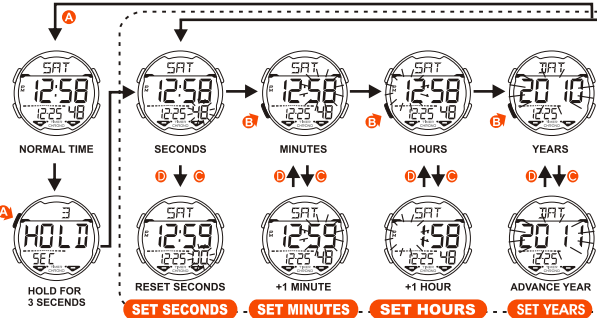
HOW TO DISPLAY CALENDAR

E-03



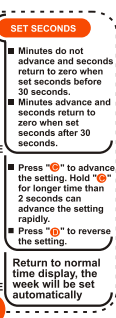
HOW TO SET NORMAL TIME

E-04



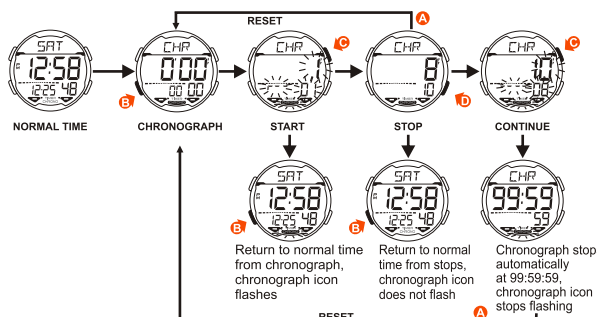
HOW TO SET NORMAL TIME

E-05



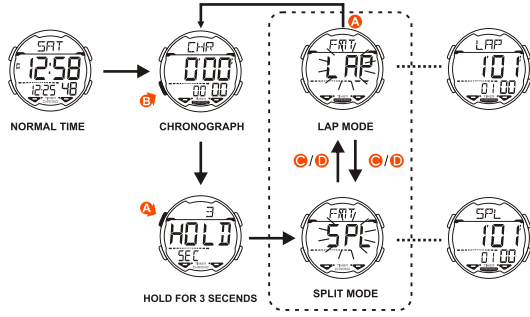
HOW TO USE THE CHRONOGRAPH

E-06



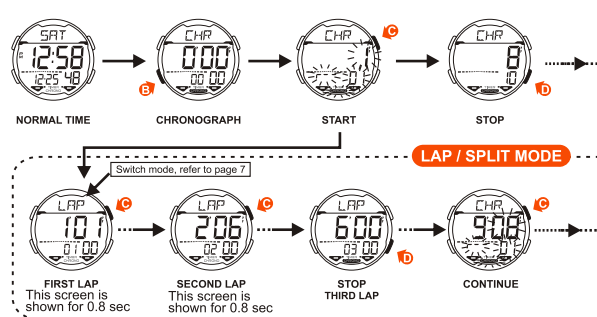
HOW TO CHANGE THE LAP/SPLIT MODE

E-07



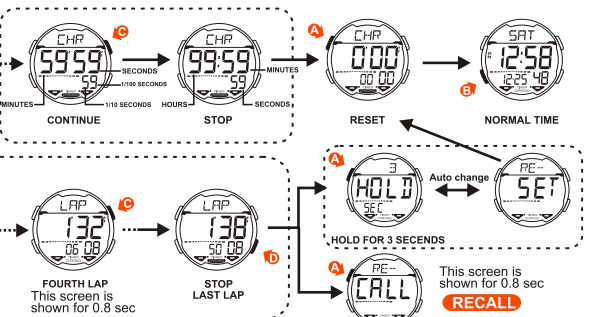
HOW TO SET THE SPLIT OR LAP OPERATION

E-08



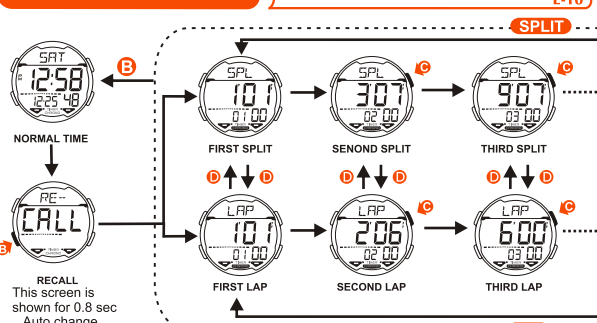
HOW TO SET THE SPLIT OR LAP OPERATION

E-09



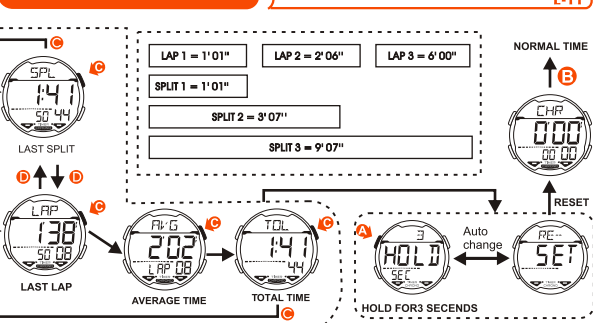
HOW TO USE THE RECALL

E-10



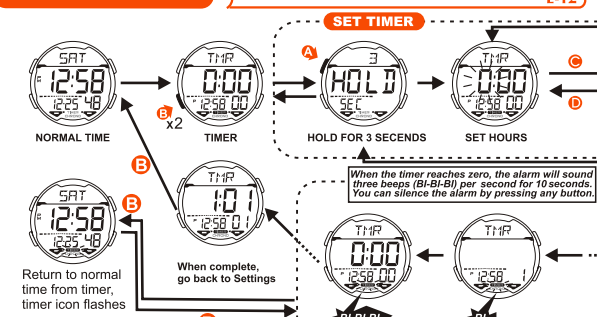
HOW TO USE THE RECALL

E-11



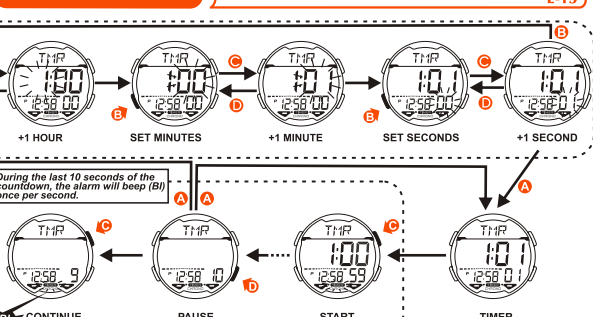
HOW TO USE TIMER

E-12



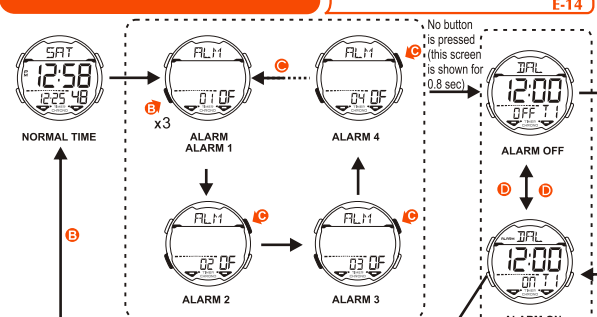
HOW TO USE TIMER

E-13



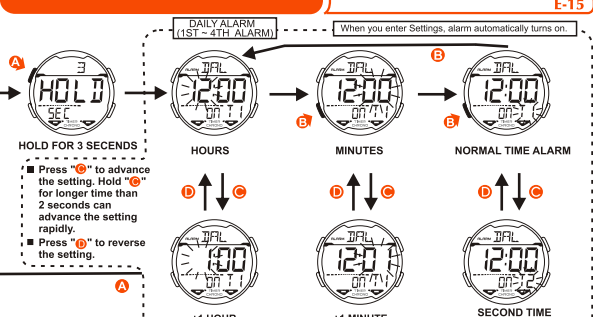
HOW TO SET DAILY ALARM TIME

E-14



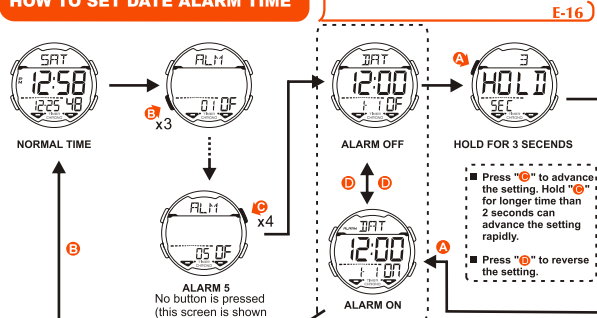
HOW TO SET DAILY ALARM TIME

E-15



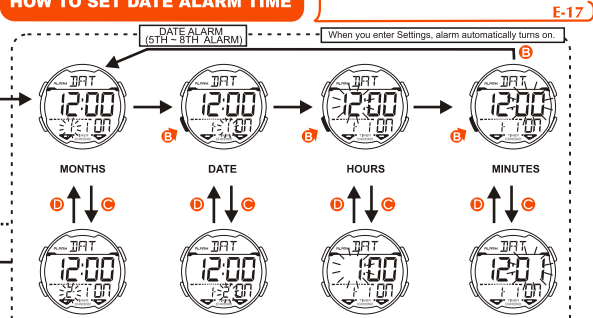
HOW TO SET DATE ALARM TIME

E-16



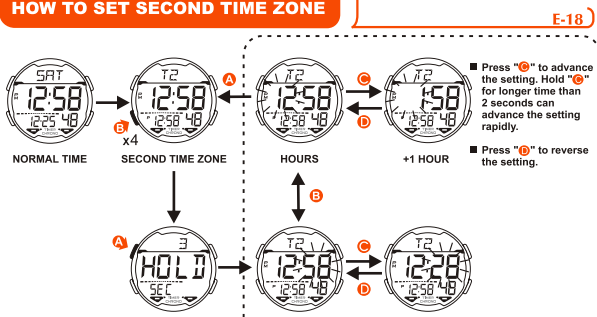
HOW TO SET DATE ALARM TIME

E-17



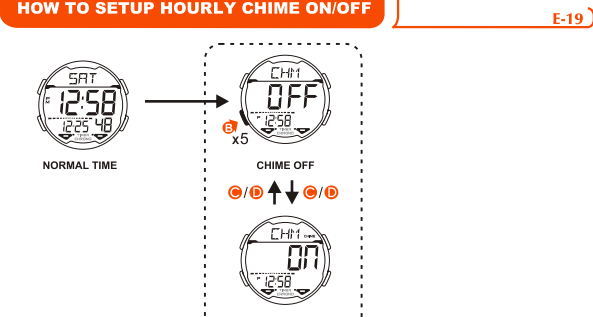
HOW TO SET SECOND TIME ZONE

E-18



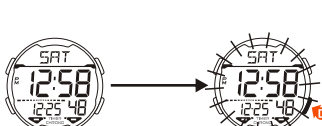
HOW TO SETUP HOURLY CHIME ON/OFF

E-19



HOW TO USE EL LIGHT

E-20



NOTE:

- This watch features an electro-luminescent (EL) backlight, which tends to lose illuminating power after very long use.
- The illumination provided by backlight may hard to see under direct sunlight.

SOUND

E-21

- Button tone: Turn ON or OFF, see "How to set function display."
- Beeps with each press of a button except for the LIGHT button.
- The button will only beep when pressed and held
- Alarm duration: 20 sec, two short beeps per second, beep once every hour.
- The TIMER sound will take priority over the ALARM sound

CARE OF YOUR WATCH

E-22

- This watch contains precise electronic components. Never attempt to open the case or remove the back cover.
- Do not operate buttons while underwater, or while swimming or diving.
- Should water or condensation appear in the watch, immediately have the watch checked. Water can corrode electronic parts inside the case.
- Avoid severe impact: The watch is designed to withstand impact under normal use. Do not subject it to severe impacts or rough usage, and do not drop it onto hard surfaces.
- Avoid exposing the watch to temperature extremes.
- Clean the watch with a soft cloth and clean water only. Avoid using chemicals, especially soap.
- Keep your watch away from strong electric fields and static electricity.

FEATURES AND SPECIFICATIONS

E-23

- Standard display mode: Hour, Minutes, Seconds, Day of the week, Month, Date.
- Function:
 - * 100-hour chronograph with memory for 50 laps / splits, and average lap.
 - * 24-hour countdown timer.
 - * 8 alarm (4 daily / 4 date) function with buzzer signal output.
 - * Second time zone.
 - * Hourly chime.
 - * Perpetual calendar.
 - * 12/24 hour format switch option.
 - * AM / PM & Electro-Luminescent light.
 - * Button tone ON/OFF function
- Accuracy at normal temperature (25°C): ± 30 seconds a month.
- Normal operating temperature range: 10°C ~ 40°C.