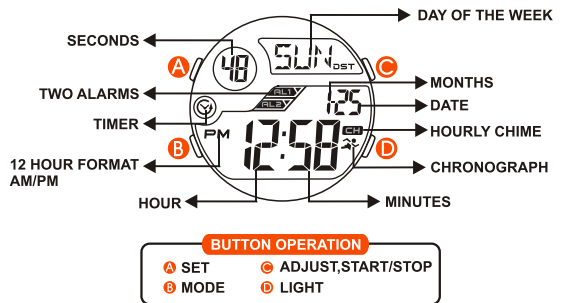


# NOWLEY

## INSTRUCTION MANUAL 86157

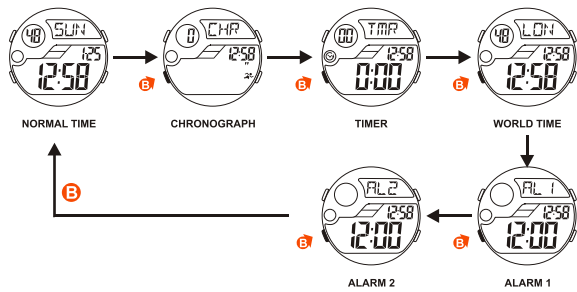
### REGULAR DISPLAY AND BUTTON OPERATION

E-01



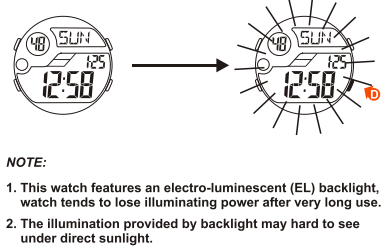
### HOW TO CHANGE THE DISPLAY MODE

E-02



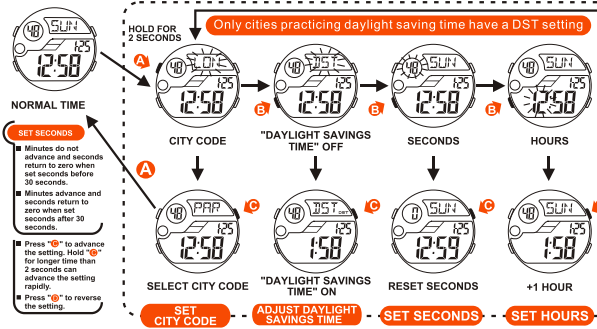
### HOW TO USE EL LIGHT

E-03



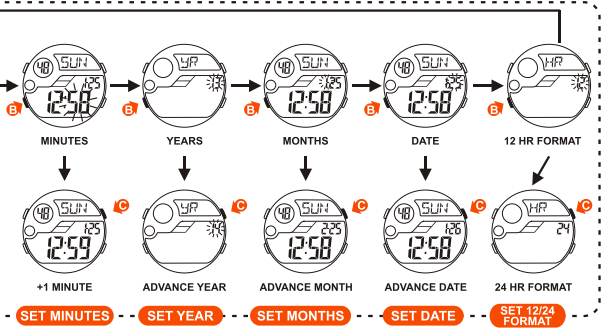
### HOW TO SET NORMAL TIME

E-04



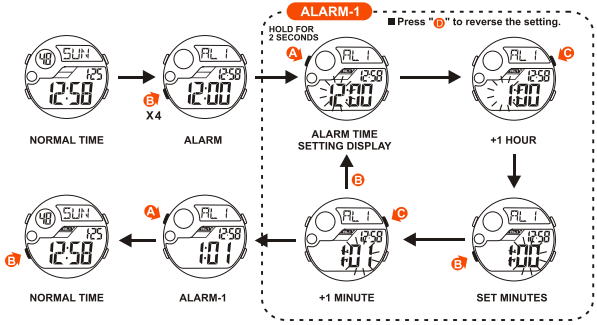
### HOW TO SET NORMAL TIME

E-05



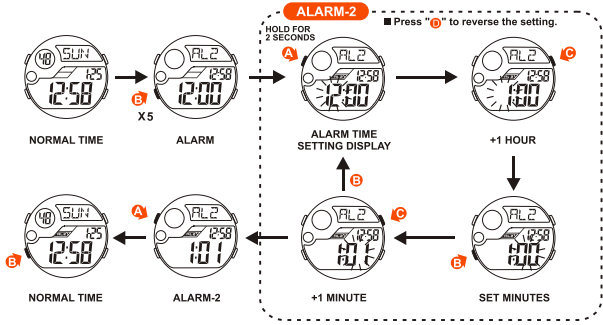
### HOW TO SET ALARM TIME

E-06



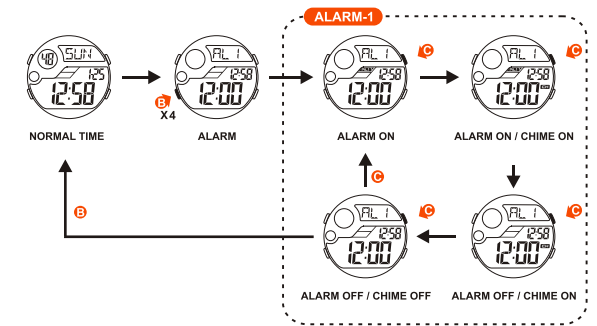
### HOW TO SET ALARM TIME

E-07



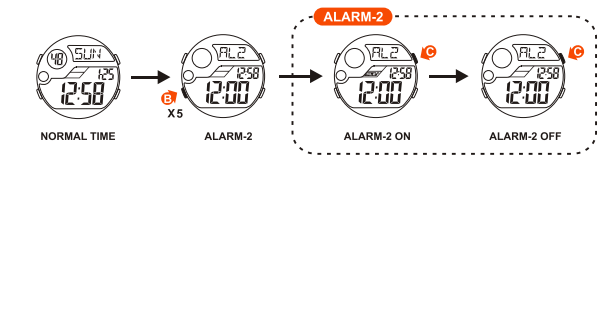
### HOW TO USE ALARM-1 AND CHIME DISPLAY

E-08



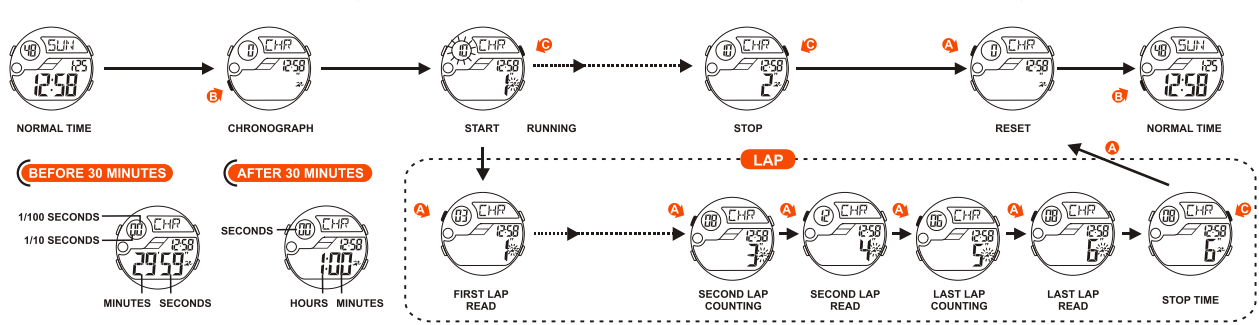
### HOW TO SET ALARM-2 DISPLAY

E-09



### HOW TO SET THE CHRONOGRAPH

E-10

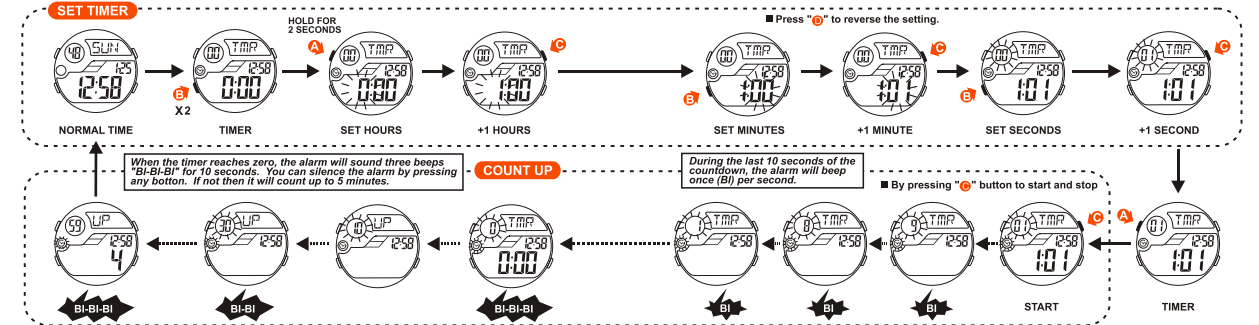


### HOW TO SET THE CHRONOGRAPH

E-11

### HOW TO SET TIMER

E-12

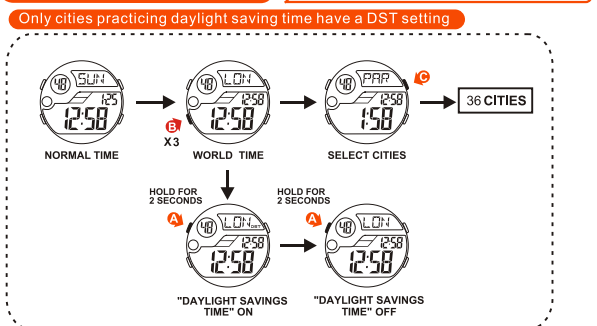


### HOW TO SET TIMER

E-13

### HOW TO SET WORLD TIME

E-14



### HOW TO SET WORLD TIME

E-15

36 city names (x represents no daylight saving time, v represents a selectable daylight saving time function)

GMT Difference	-11	-10	-9	-8	-7	-6	-5	-4	-3	-2	-1	0	1	2	3			
CITY CODE	PPG	HNL	ANC	LAX	DEN	CHI	NYC	CCS	RIO	-2	RAI	GMT	LON	PAR	BER	ATH	CAI	JRS
DAYLIGHT SAVINGS TIME	X	X	V	V	V	V	V	X	V	X	X	X	V	V	V	V	V	V
CITY NAME	Samoa	Honolulu	Anchorage	Los Angeles	Denver	Chicago	New York	Caracas	Rio De Janeiro	Praia	Greenwich	London	Paris	Berlin	Athens	Cairo	Jerusalem	
GMT Difference	3	3	3.5	4	4.5	5	5.5	6	6.5	7	8	8	9	9	9.5	10	11	12
CITY CODE	JED	MOW	THR	DXB	KBL	KHI	DEL	DAC	RGN	BKK	HKG	BJS	SEL	TYO	ADL	SYD	NOU	WLG
DAYLIGHT SAVINGS TIME	X	V	X	X	X	X	X	X	X	X	X	X	X	X	V	V	V	X
CITY NAME	Jeddah	Moscow	Tehran	Dubai	Kabul	Karachi	Delhi	Dacca	Yangon	Bangkok	Hong Kong	Beijing	Seoul	Tokyo	Adelaide	Sydney	Noorima	Wellington

### CARE OF YOUR WATCH

E-16

- This watch contains precise electronic components. Never attempt to open the case or remove the back cover.
- Do not operate buttons while underwater, or while swimming or diving.
- Should water or condensation appear in the watch, immediately have the watch checked. Water can corrode electronic parts inside the case.
- Avoid severe impact: The watch is designed to withstand impact under normal use. Do not subject it to severe impacts or rough usage, and do not drop it onto hard surfaces.
- Avoid exposing the watch to temperature extremes.
- Clean the watch with a soft cloth and clean water only. Avoid using chemicals, especially soap.
- Keep your watch away from strong electric field and static electricity.

### FEATURES AND SPECIFICATIONS

E-17

- Standard display mode: Hours, Minutes, Seconds, Day of the week, Date, Months.
- Function:
  - \* Year, Month, Date AM/PM and Electro-Luminescent light.
  - \* Alarm function with buzzer signal output.
  - \* Chronograph function with lap operation.
  - \* Hourly chime.
  - \* 12/24 hour format switch option.
  - \* World Time.
  - \* Timer.
  - \* Second time zone.
- Accuracy at normal temperature (25°C):  $\pm 30$  seconds a month.
- Normal operating temperature range: 10°C ~ 40°C.