


# NOWLEY

## INSTRUCTION MANUAL 86161

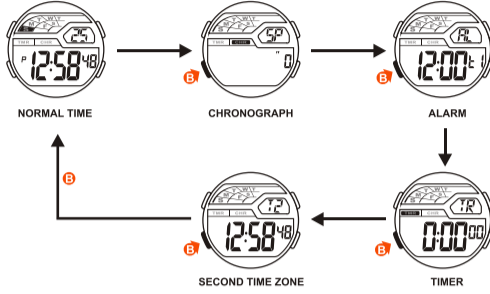
### REGULAR DISPLAY AND BUTTON OPERATION

E-01



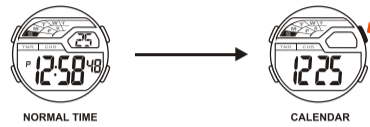
### HOW TO CHANGE THE DISPLAY MODE

E-02



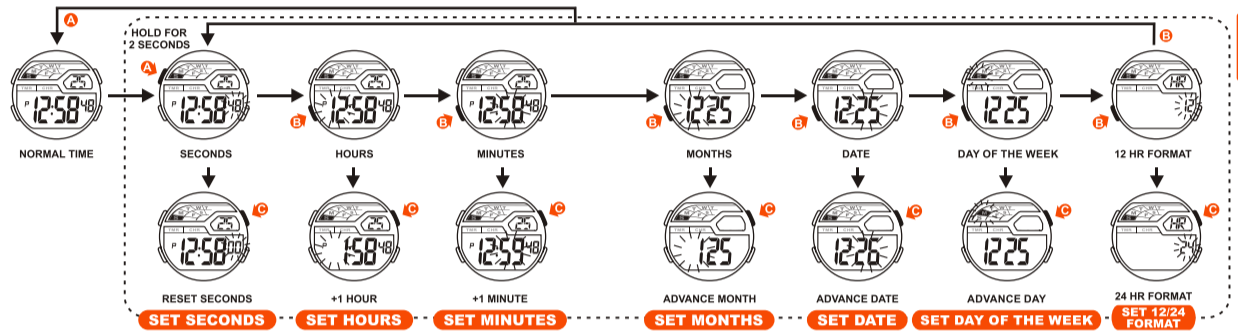
### HOW TO DISPLAY CALENDAR

E-03



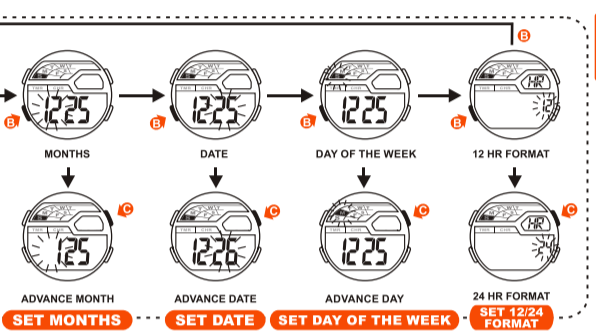
### HOW TO SET NORMAL TIME

E-04



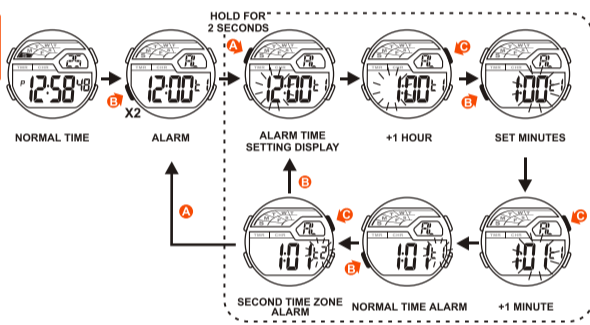
### HOW TO SET NORMAL TIME

E-05



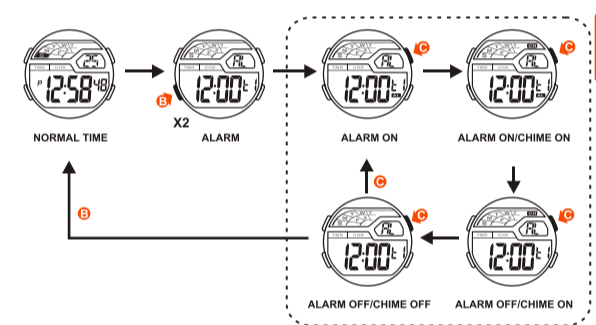
### HOW TO SET ALARM TIME

E-06



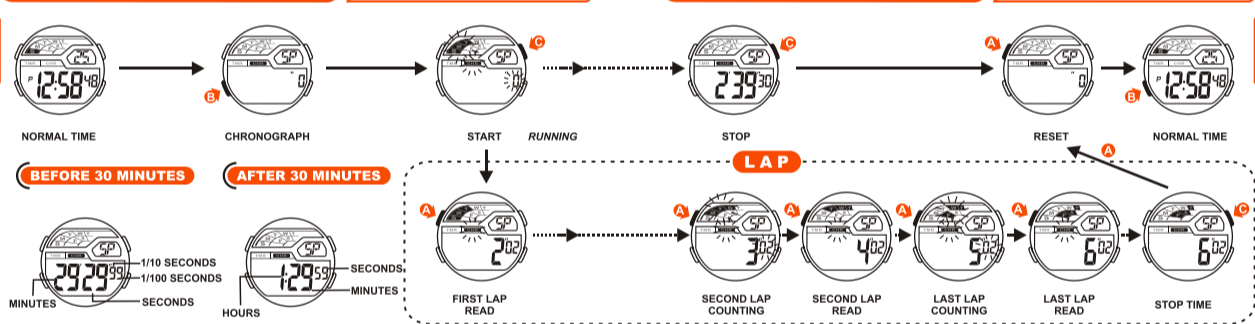
### HOW TO USE ALARM AND CHIME DISPLAY

E-07



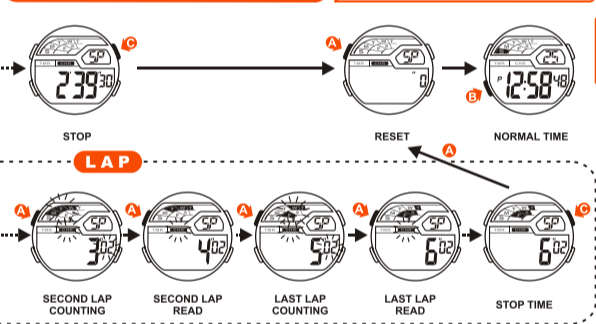
### HOW TO USE THE CHRONOGRAPH

E-08



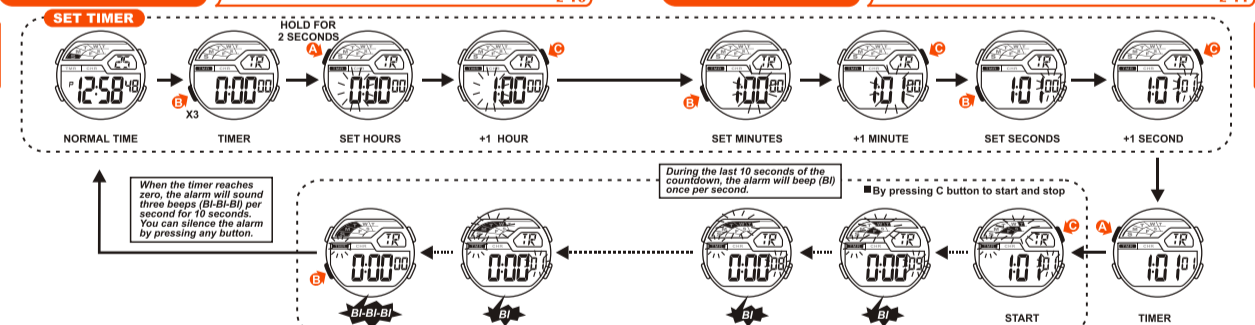
### HOW TO USE THE CHRONOGRAPH

E-09



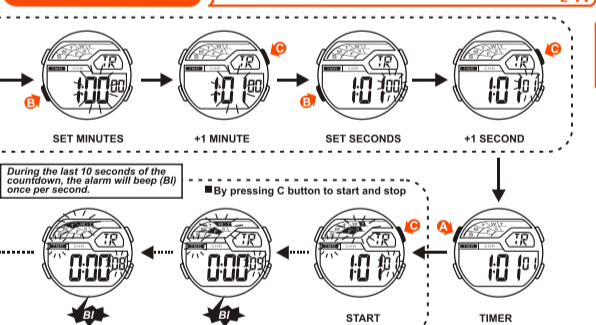
### HOW TO USE TIMER

E-10



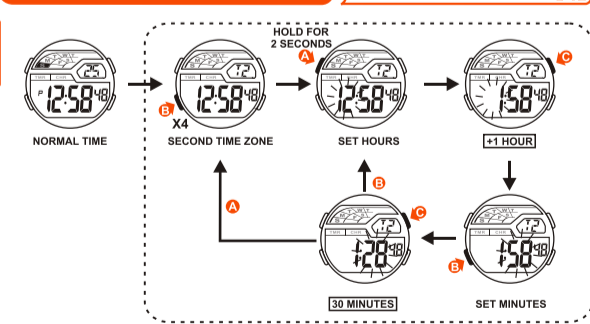
### HOW TO USE TIMER

E-11



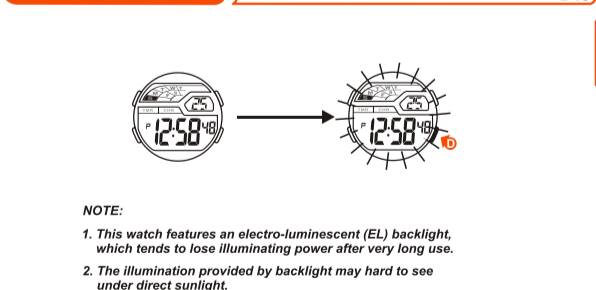
### HOW TO SET SECOND TIME ZONE

E-12



### HOW TO USE EL LIGHT

E-13



### CARE OF YOUR WATCH

E-14

- This watch contains precise electronic components. Never attempt to open the case or remove the back cover.
- Do not operate buttons while underwater, or while swimming or diving.
- Should water or condensation appear in the watch, immediately have the watch checked. Water can corrode electronic parts inside the case.
- Avoid severe impact: The watch is designed to withstand impact under normal use. Do not subject it to severe impacts or rough usage, and do not drop it onto hard surfaces.
- Avoid exposing the watch to temperature extremes.
- Clean the watch with a soft cloth and clean water only. Avoid using chemicals, especially soap.
- Keep your watch away from strong electric fields and static electricity.

### FEATURES AND SPECIFICATIONS

E-15

- Standard display mode: Hour, Minutes, Seconds, Month, Day of the week.
- Function:
  - \* Month, Date AM/PM and Electro-Luminescent light.
  - \* Alarm function with buzzer signal output.
  - \* Chronograph function with lap operation.
  - \* Hourly chime.
  - \* 12/24 hour format switch option.
  - \* Timer.
  - \* Second time zone.
- Accuracy at normal temperature (25°C): ± 30 seconds a month.
- Normal operating temperature range: 10°C ~ 40°C.