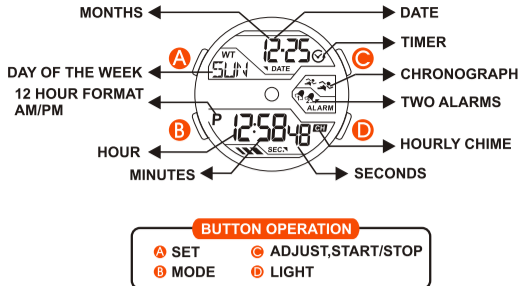


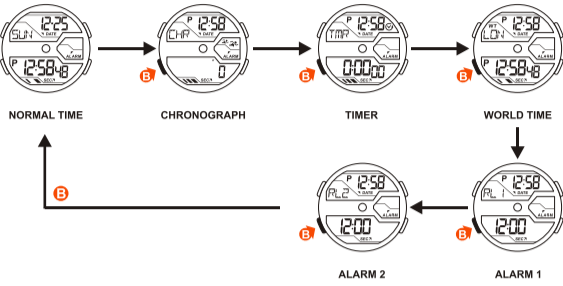
# NOWLEY

## INSTRUCTION MANUAL 86162

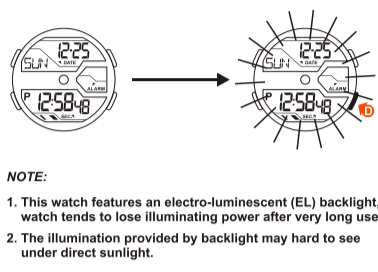
### REGULAR DISPLAY AND BUTTON OPERATION E-01



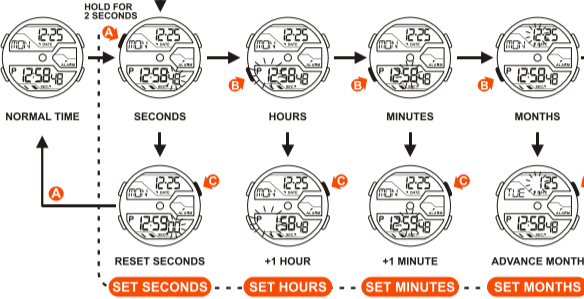
### HOW TO CHANGE THE DISPLAY MODE E-02



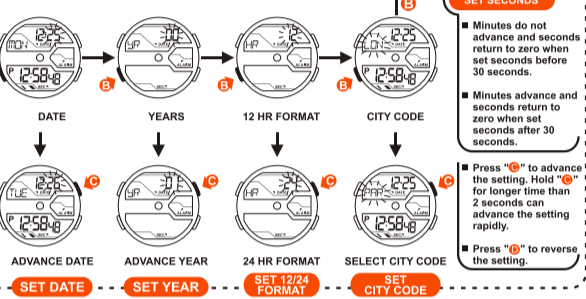
### HOW TO USE EL LIGHT E-03



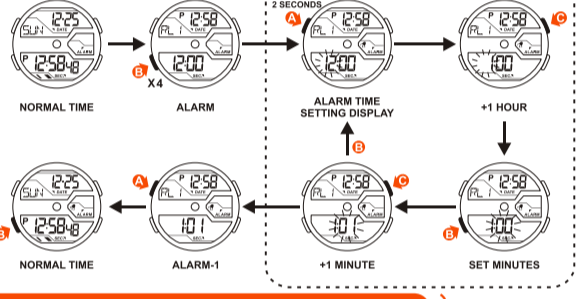
### HOW TO SET NORMAL TIME E-04



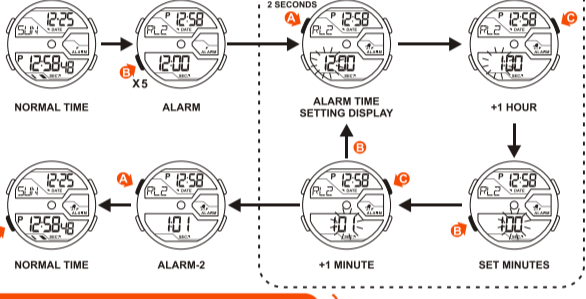
### HOW TO SET NORMAL TIME E-05



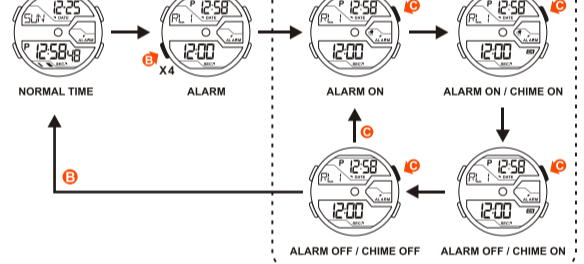
### HOW TO SET ALARM TIME E-06



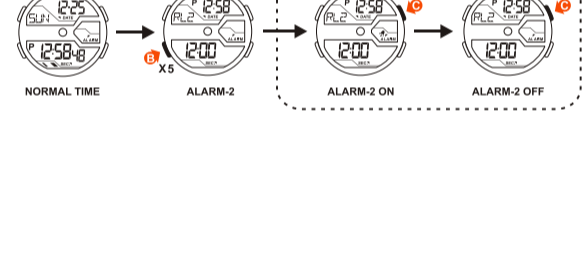
### HOW TO SET ALARM TIME E-07



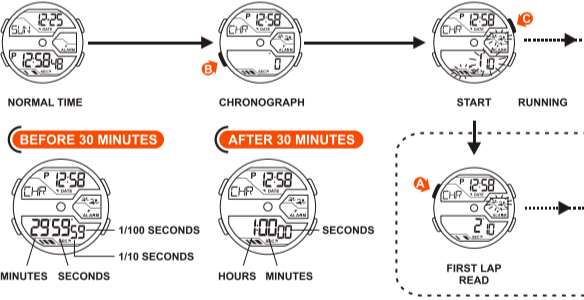
### HOW TO USE ALARM-1 AND CHIME DISPLAY E-08



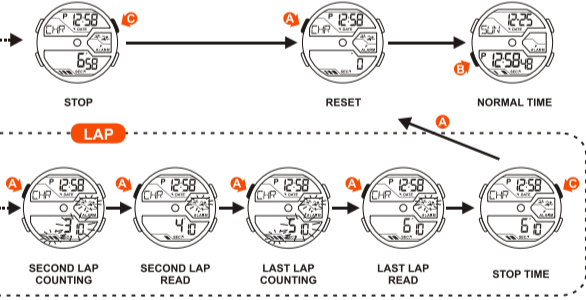
### HOW TO SET ALARM-2 DISPLAY E-09



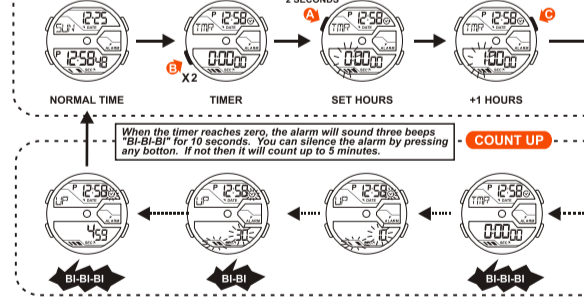
### HOW TO SET THE CHRONOGRAPH E-10



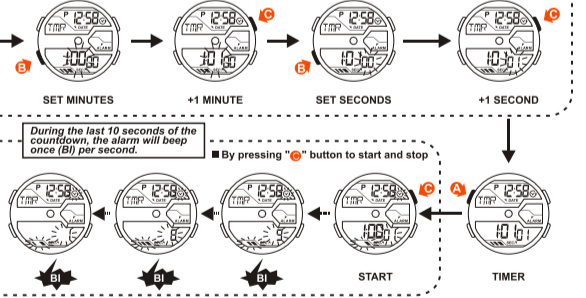
### HOW TO SET THE CHRONOGRAPH E-11



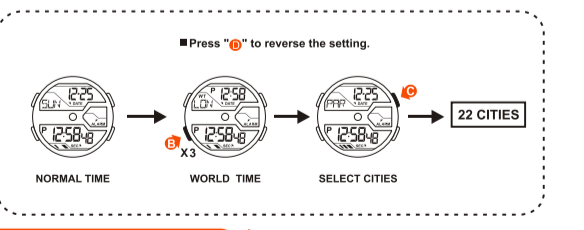
### HOW TO SET TIMER E-12



### HOW TO SET TIMER E-13



### HOW TO SET WORLD TIME E-14



### HOW TO SET WORLD TIME E-15

GMT Difference	-11	-10	-09	-08	-07	-06	-05	-04	-03	-00	+01	+02	+03	+04	+05	+06	+07	+08	+09	+10	+11	+12
CITY CODE	PPG	HNC	ANL	LAX	DEN	MEX	NYC	CCS	RIO	LON	PAR	CAL	MOW	KHI	DXB	DAC	BKK	HKG	TYO	SYD	NOU	WLG
CITY NAME	Samoa	Honolulu	Anchorage	Los Angeles	Denver	Mexico	New York	Caracas	Rio De Janeiro	London	Paris	Cairo	Moscow	Dubai	Karachi	Dacca	Bangkok	Hong Kong	Tokyo	Sydney	Noumea	Wellington

### CARE OF YOUR WATCH E-16

- This watch contains precise electronic components. Never attempt to open the case or remove the back cover.
- Do not operate buttons while underwater, or while swimming or diving.
- Should water or condensation appear in the watch, immediately have the watch checked. Water can corrode electronic parts inside the case.
- Avoid severe impact: The watch is designed to with stand impact under normal use. Do not subject it to severe impacts or rough usage, and do not drop it onto hard surfaces.
- Avoid exposing the watch to temperature extremes.
- Clean the watch with a soft cloth and clean water only. Avoid using chemicals, especially soap.
- Keep your watch away from strong electric field and static electricity.

### FEATURES AND SPECIFICATIONS E-17

- Standard display mode: Hours, Minutes, Seconds, Day of the week, Date, Months.
- Function:
  - \* Year, Month, Date AM/PM and Electro-Luminescent light.
  - \* Alarm function with buzzer signal output.
  - \* Chronograph function with lap operation.
  - \* Hourly chime.
  - \* 12/24 hour format switch option.
  - \* World Time.
  - \* Timer.
  - \* Second time zone.
- Accuracy at normal temperature (25°C): ±30 seconds a month.
- Normal operating temperature range: 10°C - 40°C.