


# NOWLEY

## INSTRUCTION MANUAL

### 86163

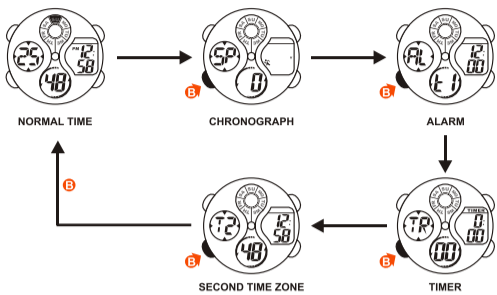
#### REGULAR DISPLAY AND BUTTON OPERATION

E-01




#### HOW TO CHANGE THE DISPLAY MODE

E-02



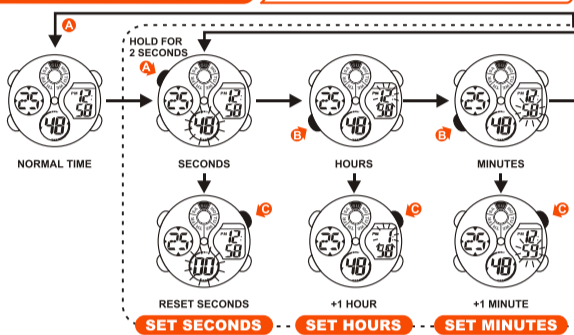
#### HOW TO DISPLAY CALENDAR

E-03



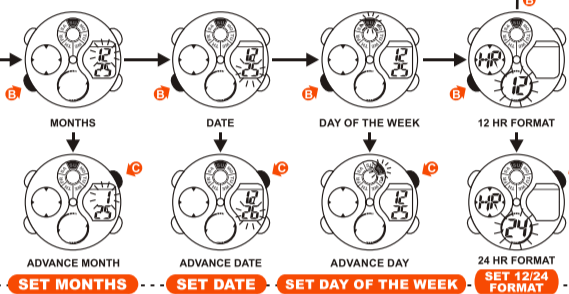
#### HOW TO SET NORMAL TIME

E-04



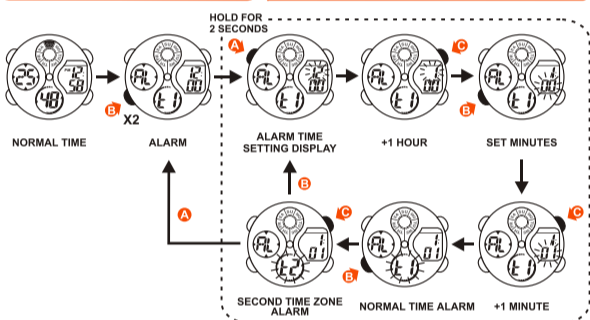
#### HOW TO SET NORMAL TIME

E-05



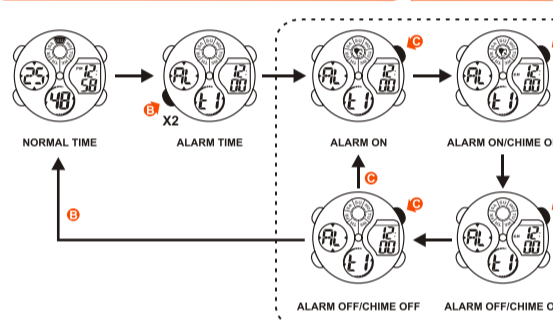
#### HOW TO SET ALARM TIME

E-06



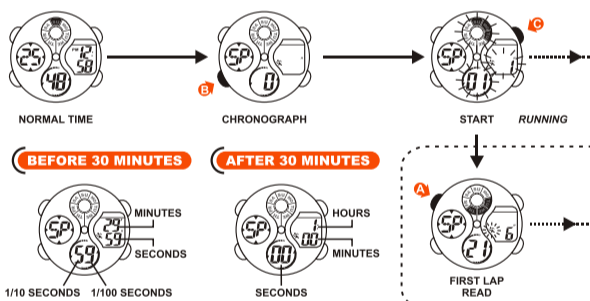
#### HOW TO USE ALARM AND CHIME DISPLAY

E-07



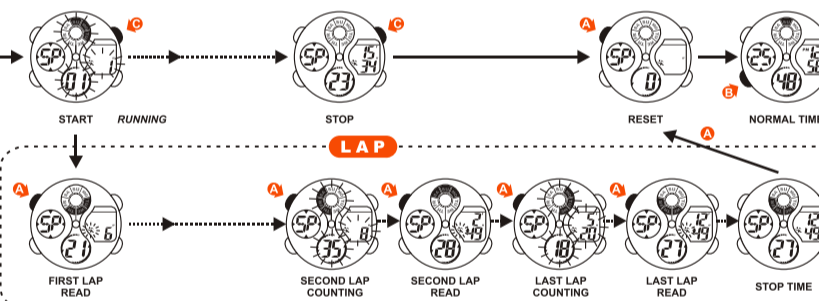
#### HOW TO USE THE CHRONOGRAPH

E-08



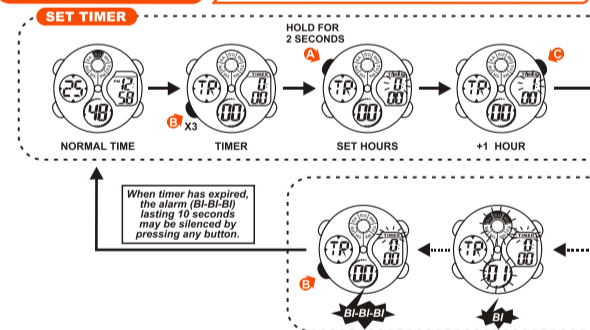
#### HOW TO USE THE CHRONOGRAPH

E-09



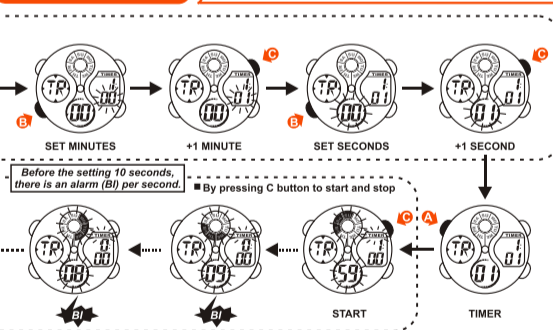
#### HOW TO USE TIMER

E-10



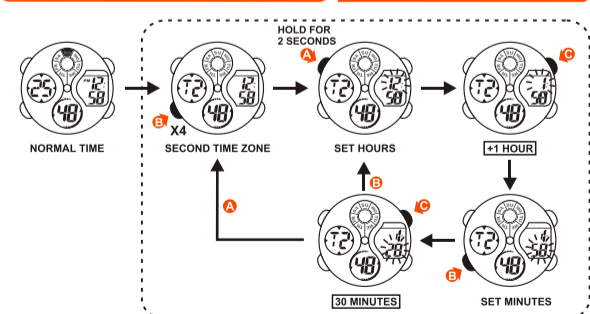
#### HOW TO USE TIMER

E-11



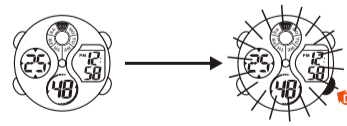
#### HOW TO SET SECOND TIME ZONE

E-12



#### HOW TO USE EL LIGHT

E-13



NOTE:

- This watch features an electro-luminescent (EL) backlight, which tends to lose illuminating power after very long use.
- The illumination provided by backlight may hard to see under direct sunlight.

#### CARE OF YOUR WATCH

E-14

- This watch contains precise electronic components. Never attempt to open the case or remove the back cover.
- Do not operate buttons while underwater, or while swimming or diving.
- Should water or condensation appear in the watch, immediately have the watch checked. Water can corrode electronic parts inside the case.
- Avoid severe impact: The watch is designed to withstand impact under normal use. Do not subject it to severe impacts or rough usage, and do not drop it onto hard surfaces.
- Avoid exposing the watch to temperature extremes.
- Clean the watch with a soft cloth and clean water only. Avoid using chemicals, especially soap.
- Keep your watch away from strong electric fields and static electricity.

#### FEATURES AND SPECIFICATIONS

E-15

- Standard display mode: Hour, Minutes, Seconds, Month, Day of the week.
- Function:
  - Month, Date AM/PM and Electro-Luminescent light.
  - Alarm function with buzzer signal output.
  - Chronograph function with lap operation.
  - Hourly chime.
  - 12/24 hour format switch option.
  - Timer.
  - Second time zone.
- Accuracy at normal temperature (25°C): ± 30 seconds a month.
- Normal operating temperature range: 10°C - 40°C.