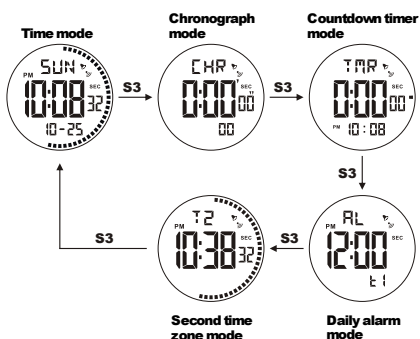


INSTRUCTION MANUAL 86258

Features

1. 13 digits display: Hour, Minute Second, Month, date, Day of week
2. Auto calendar from 2015 to 2065
3. Chronograph with 1/100 second
4. daily alarm and hourly chime
5. Dual time zone
6. Count down timer with maximum of 23 hours 59mins and 59secs
7. 12/24 hour format
8. animation dots second display
9. EL back

Mode Transition Diagram

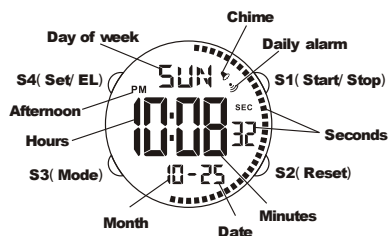


If the watch is not under time mode, the display will return to time mode when button S3 is pressed after press either button S1 or S2.

CARE OF YOUR WATCH

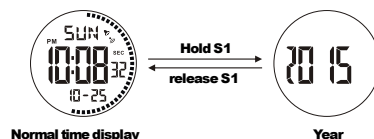
1. This watch contains electronic components. Never attempt to open the case or remove the back cover.
2. Do not operate push buttons below the surface of the water while swimming or diving.
3. Should water or condensation appear in the watch, have the watch checked immediately. Corrosion of electronic parts can occur inside the case.
4. Avoid severe impact. The watch is designed to withstand impact under normal use. It is inadvisable to subject it to severe impact or rough usage.
5. Avoid exposing the watch to extreme temperature.
6. Clean the watch with soft cloth and clean water only. Avoid using chemicals.
7. Keep your watch away from the conditions of strong electric field and static electricity.

Lcd Display And Buttons Function



Time Mode

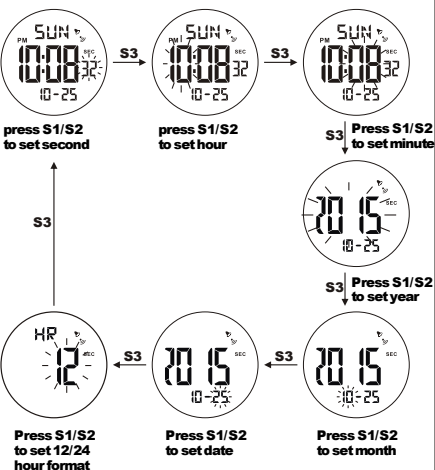
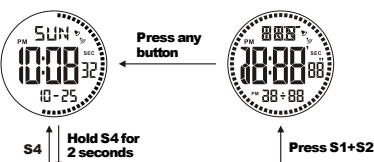
1. How to set year



2. How to set hourly chime



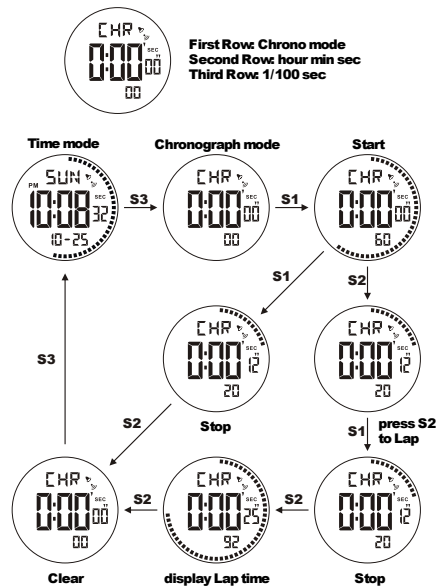
3. How to set the time and calendar



Press S4 to exist the time setting mode

Chronograph Mode

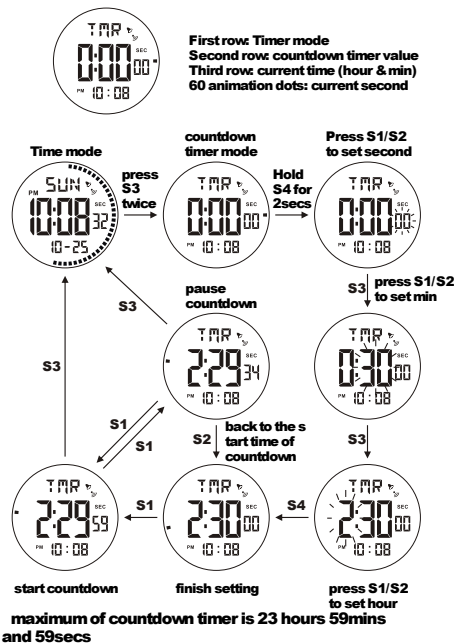
How to Use chronograph



Maximum of chronograph is 23 hours 59mins 59secs and 99/100sec and automatic cycle timer

Countdown Timer Mode

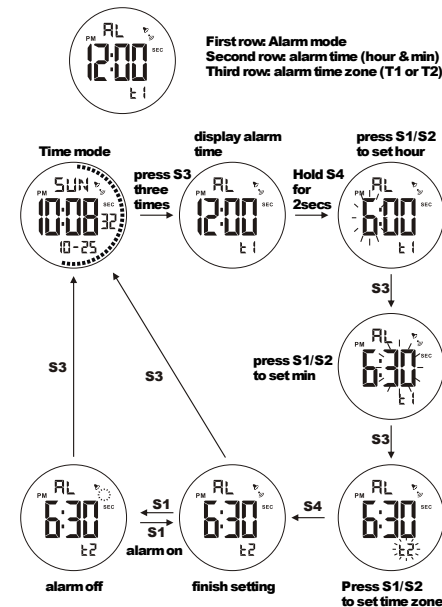
How to use countdown timer



maximum of countdown timer is 23 hours 59mins and 59secs

Daily Alarm Mode

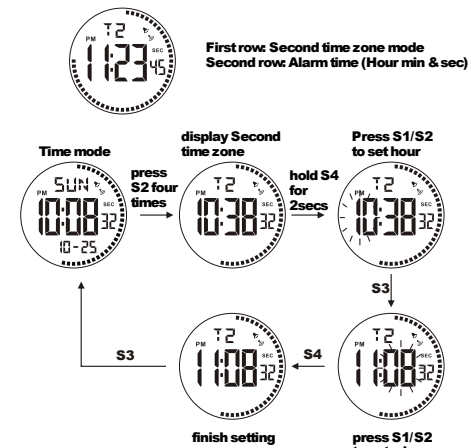
How to set daily alarm



Alarm will only ring in either one time zone (T1/T2)

Second Time Zone Mode

How to set the second time zone



Minute can be adjusted by +30 mins or -30 mins